


2023 At a Glance European Green Crab & Pocket Estuary Monitoring

 WSG Green Crab
  @WAGreenCrab
  wsg.washington.edu/crabteam



Network Scale

Inland Monitoring Sites: **57**
 Coastal Monitoring Sites: **11**
 Total Trained Monitors: **293**
 Total Monitoring Time: **5,791 hours**
 Total Molt Search Time: **5.6 days**



Inland Summary

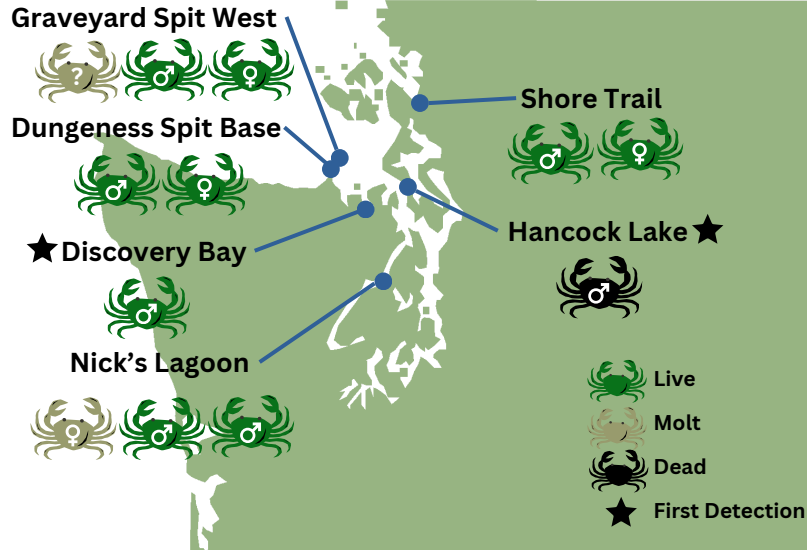
Survey Effort

Number of Traps Set: **2,040**
 m² of Shoreline Surveyed: **340**
 Total Crustacean Molts: **26,033**



12 Total CAMA

European green crab (CAMA) detections during 2023 Crab Team monitoring season



Site Superlatives

Diverse Destinations

Sites that trapped 10+ species during the season

Mud Bay
Padilla Bay
Kiana Lodge
Chuckanut Bay
Anderson Island
Swinomish Casino
Rabb's Lagoon
Fidalgo Trestle
Davis Slough

Bremerton Yacht Club
 trapped 20 species during the season!

Sites with consistent visitors:
Harper & Jimmycomelately
 trapped a total of **2 species** during the season!

The 500 Club

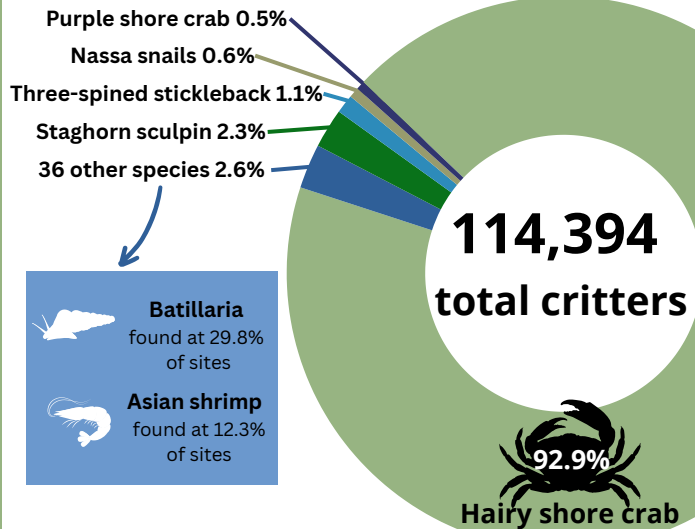
Heyer/KVI
Harper Estuary
Carpenter Creek
Butterball Cove
Graveyard Spit West
Doe Kag Wats
Deer Lagoon
Kala Lagoon
Penn Cove

Sites with average monthly trap catch of 500+ critters

Indian Island & Double Cove
 trapped over 1,000 critters on average each month!

Site with a small circle:
Titlow Lagoon
 trapped **22 critters** on average each month!

41 Species Observed



Coastal Summary

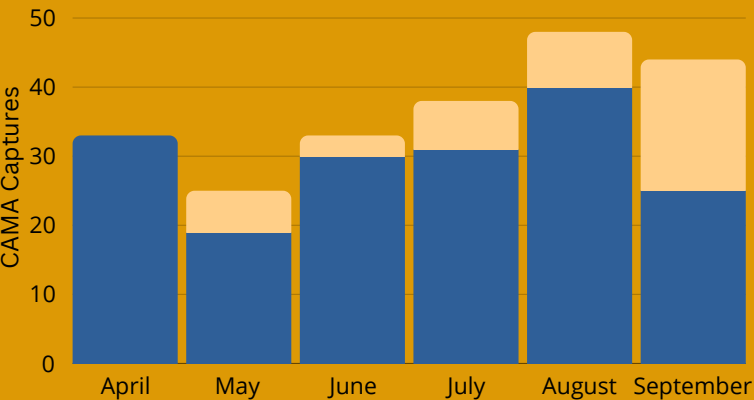
Survey Effort

Number of Traps Set: **396**
 Total Crustacean Molts: **2,546**
 Percent CAMA Molts: **3.3%**



CAMA Trends

■ Male ■ Female



- August and September were highest CAMA capture months
- Female CAMA made up 43% of catch in September



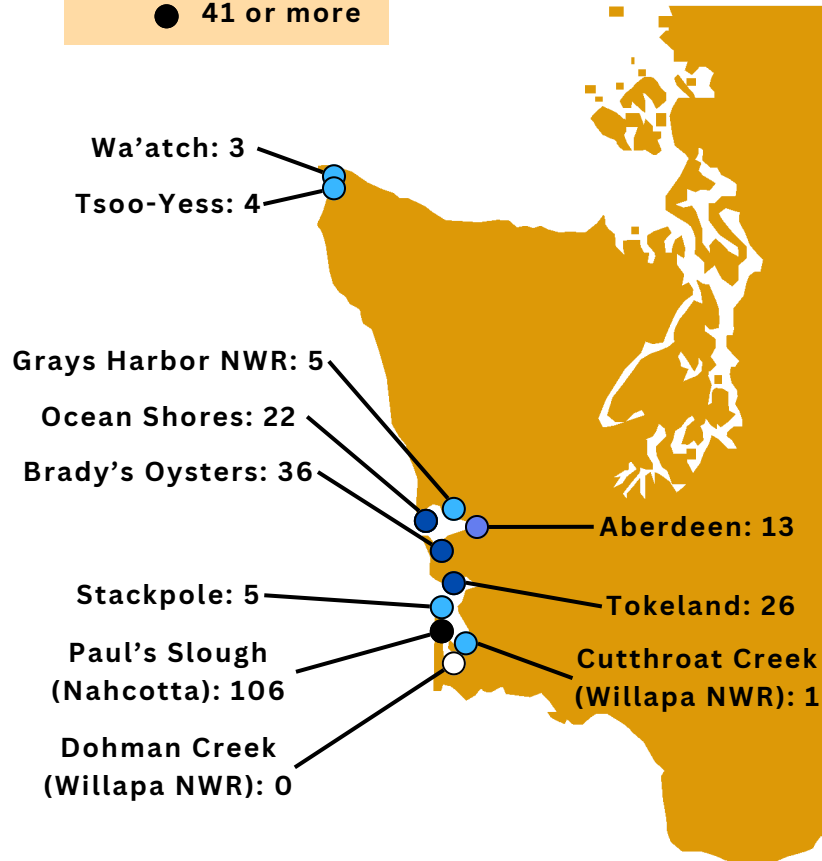
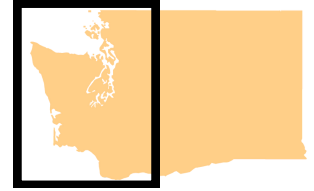
Sampling methods capture crabs from all size classes!

221 Total CAMA

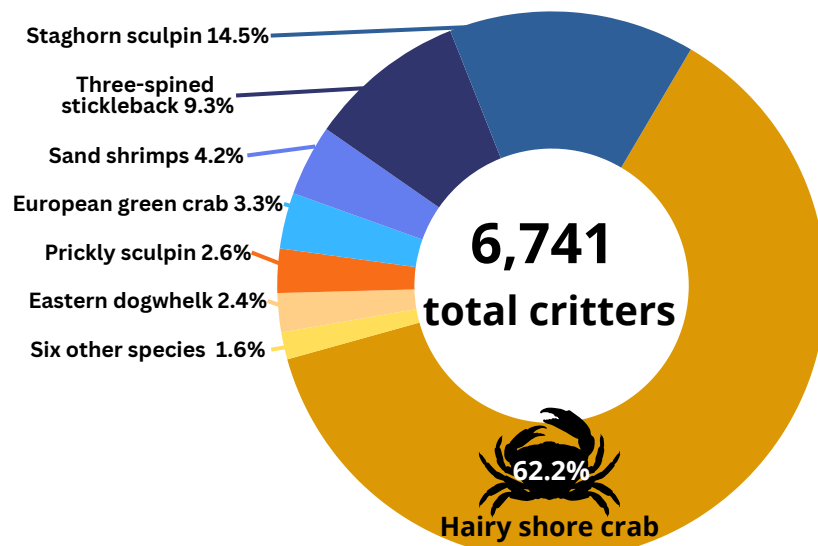
European green crab (CAMA) detections during 2023 Crab Team monitoring season

Number of CAMA Captures

- 0
- 1-10
- 11-20
- 21-40
- 41 or more



13 Species Observed



Site Superlatives



Highest Average Catch of Critters: **Grays Harbor NWR (383 per month)**

Greatest Number of Species Trapped: **Grays Harbor NWR & Cutthroat Creek (9 species)**

Most CAMA: **Paul's Slough (Nahcotta) (106 CAMA)**

No CAMA Caught: **Dohman Creek (Willapa NWR)**

