



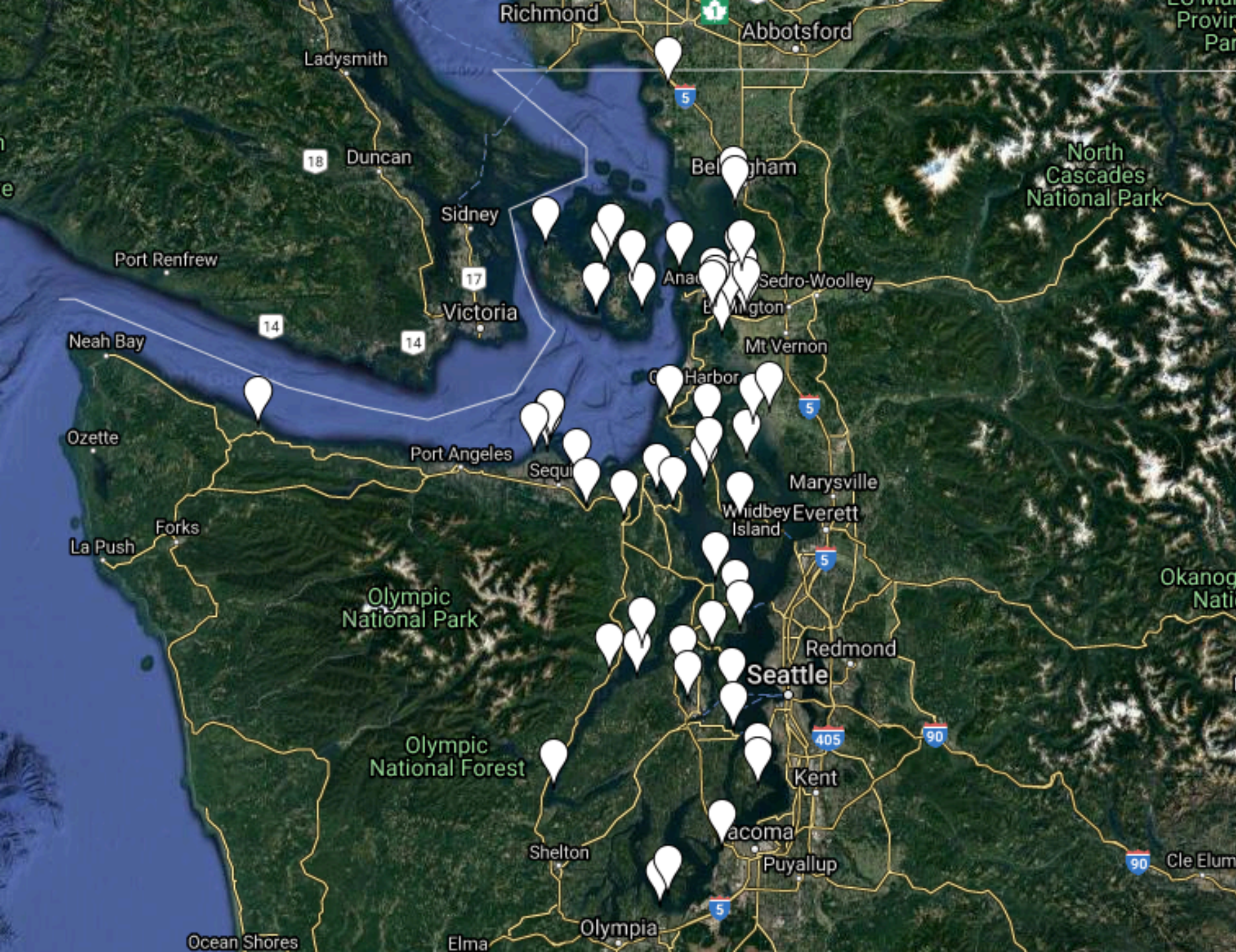
COVID-19 Safety Training


Sea Grant
Washington



Our individual actions affect the health of our communities, so we are all in this together.

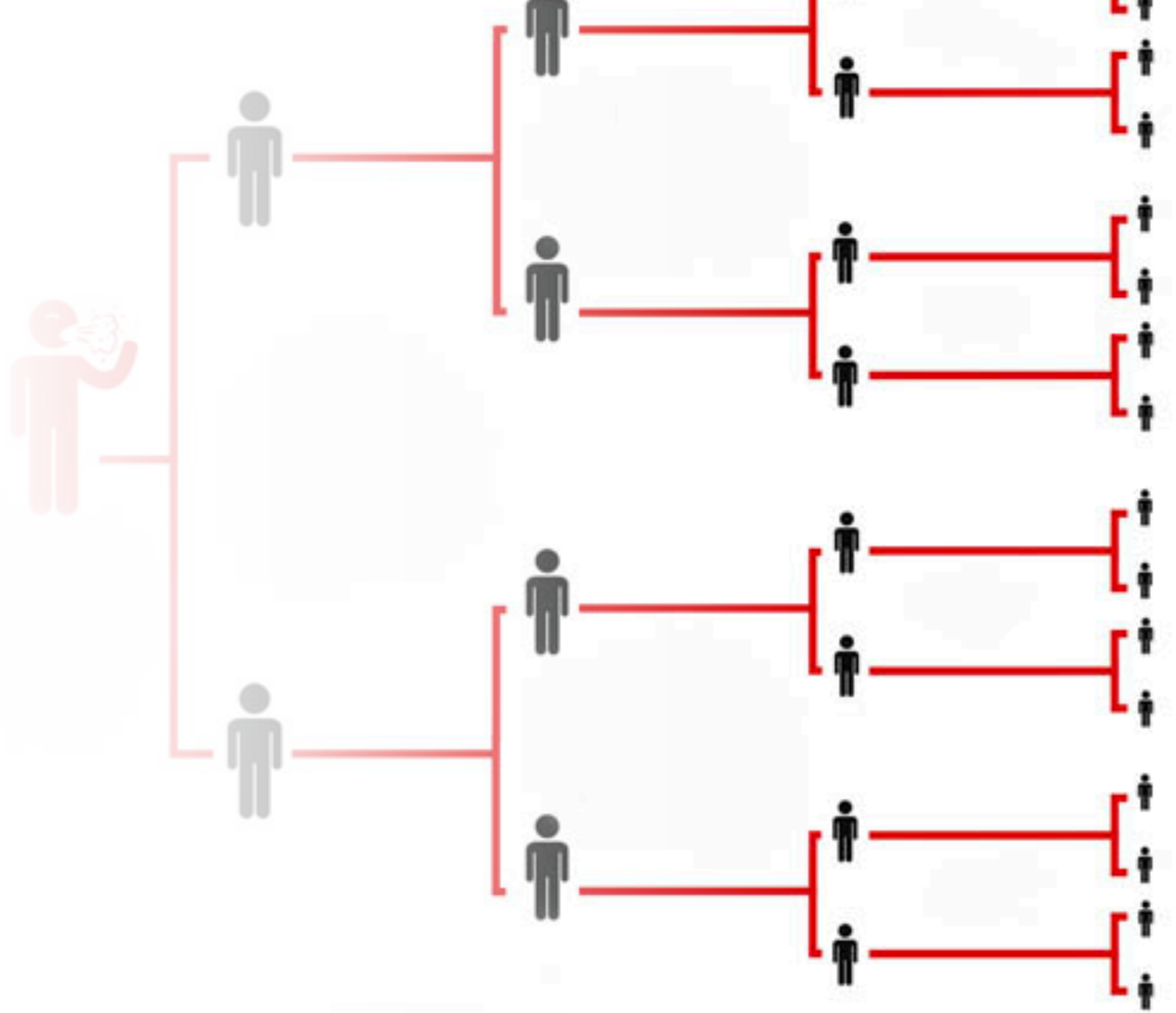




The points covered in the video apply to *every* Crab Team site.

COVID-19 Transmission

- Transmission occurs through close person-to-person contact through respiratory droplets.
- An infected person who is not experiencing any symptoms can spread COVID-19.



Volunteer responsibilities

1. Practice physical distancing
2. Follow procedures when sick
3. Practice good hygiene
4. Clean and disinfect surfaces
5. Use required PPE
6. Limit participation to approved Crab Team volunteers
7. Complete steps:
 - Watch this entire video
 - Submit daily attestations (before conducting field work)

*These guidelines remain in effect until further notice.

Responsibility #1: Practicing physical distancing

1

2

3

4

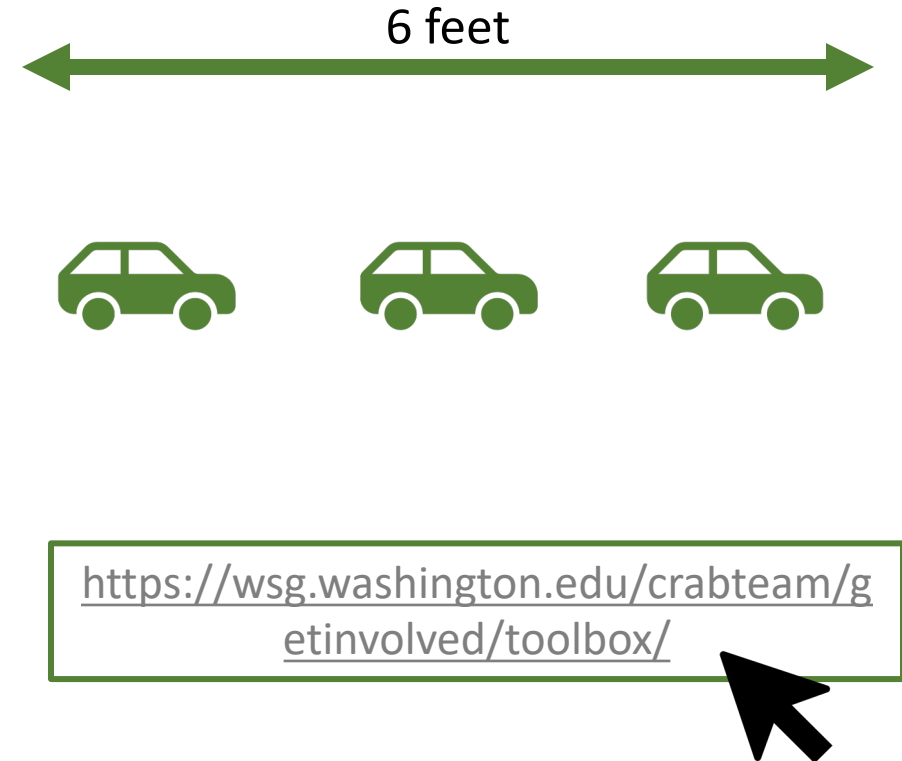
5

6

7

Responsibility #1: Practicing physical distancing

- Maintain at least 6 feet from other volunteers
- Volunteers from different households may not carpool, and must take separate vehicles
- For protocol best practices, see our updated COVID Safety Plan, linked in the Volunteer Toolbox on the Crab Team website



Responsibility #2: Follow procedures when sick

1

2

3

4


5

6

7

Responsibility #2: Follow procedures when sick

Know the symptoms of COVID-19, which can include the following:



- Runny nose
- Headache
- Gastrointestinal symptoms (including nausea, vomiting or diarrhea)



Responsibility #2: Follow procedures when sick

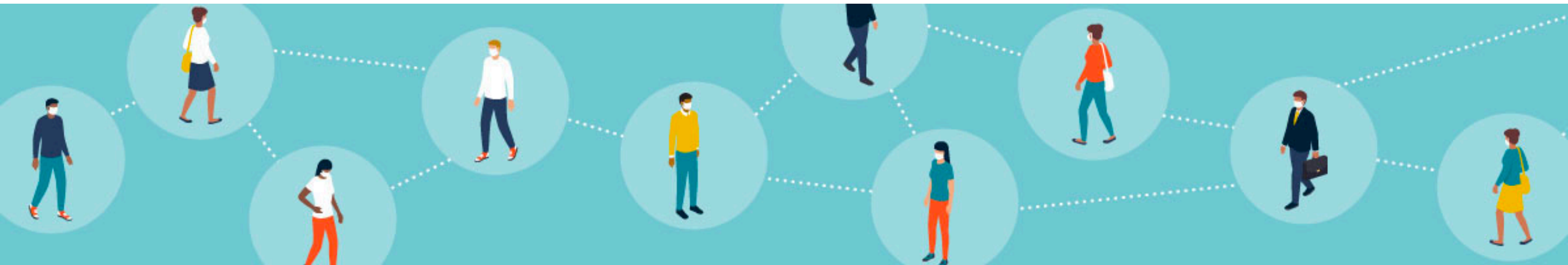


Image courtesy CDC

If you've been in contact with a person who tested positive for COVID-19 ***within 14 days of your monitoring activities***, do not participate in Crab Team activities.

Responsibility #2: Follow procedures when sick

If you are sick:

- Stay home
- Get tested right away
- Take precautions to keep others healthy
- If symptoms occur ***within 14 days*** of Crab Team activity:

1. **Notify Crab Team staff immediately.** You can email either Amy Linhart (alinhart@uw.edu) or the Crab Team account (crabteam@uw.edu).
2. **Report to the UW EH&S Employee Health Center** directly (206-685-1026) or through Crab Team staff



Responsibility #3: Practice good hygiene

1

2

3

4

5

6

7



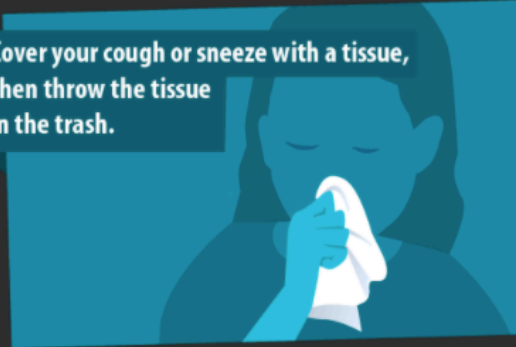
Responsibility #3: Practice good hygiene

Help prevent the spread of respiratory diseases like COVID-19.

Avoid close contact with people who are sick.



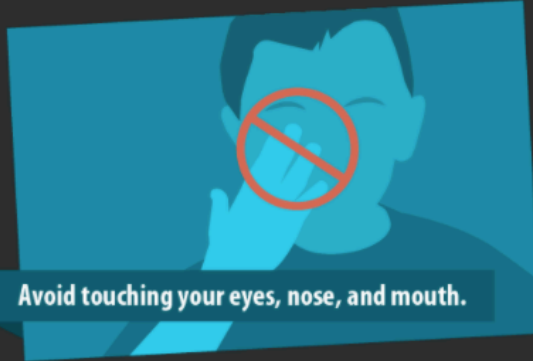
Cover your cough or sneeze with a tissue, then throw the tissue in the trash.



Clean and disinfect frequently touched objects and surfaces.



Avoid touching your eyes, nose, and mouth.



Stay home when you are sick, except to get medical care.



Wash your hands often with soap and water for at least 20 seconds.



For more information: [cdc.gov/coronavirus](https://www.cdc.gov/coronavirus)



Responsibility #4: Clean and disinfect surfaces

1

2

3

4

5


6

7



Responsibility #4: Clean and disinfect surfaces

- UW volunteers are required to clean and disinfect their field equipment regularly.
- Please follow the recommendations provided in the updated “COVID-19 Safety Guidelines,” on the Crab Team website (in the Volunteer Toolbox).



Icon made by <https://www.flaticon.com/authors/freepik>

Responsibility #5: Use required PPE

1

2

3

4

5

6

7

Responsibility #5: Use required PPE



Image courtesy of the CDC

Face coverings that cover your nose and mouth are required any time you are doing Crab Team sampling with anyone outside your household and in areas where encounters with visitors are likely.

Responsibility #5:

Use required PPE

- Each team is expected to bring the following items into the field for each sampling period to ensure everyone's safety.

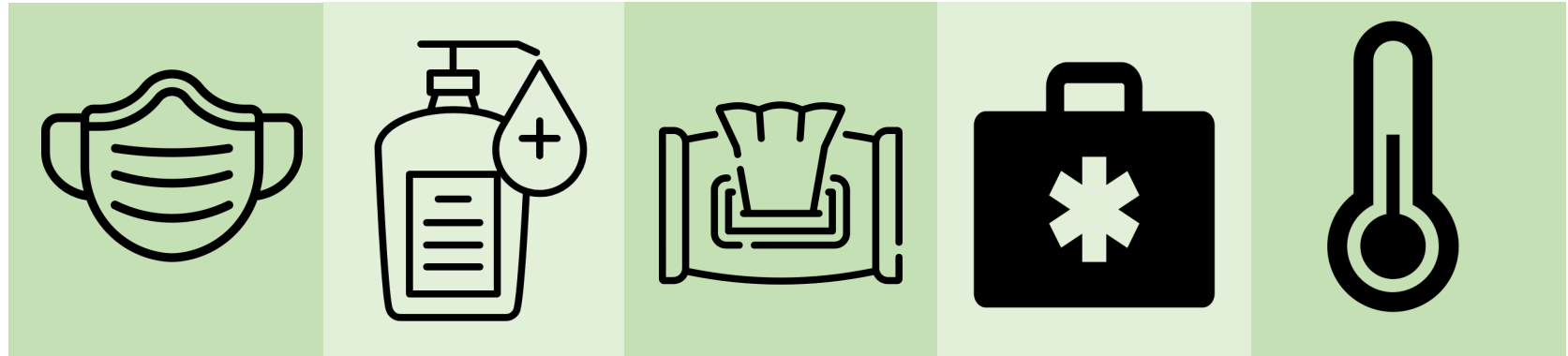
☐ Masks for each participant

☐ Hand sanitizer

☐ Disinfecting wipes

☐ First aid kit

☐ Thermometer




Icon made by
<https://www.flaticon.com/authors/smashicons>

Icons made by <https://www.flaticon.com/authors/freepik>


Responsibility #5: Use required PPE

If you need any of these items, you can fill out this request form.

<https://forms.gle/vZLNHRd9LRJJGtUS8>



Please coordinate your requests with your team to make sure nothing is duplicated or overlooked.



Responsibility #6:
Limit participation to approved Crab
Team volunteers

1

2

3

4

5

6

7



Responsibility #6:

Limit participation to approved Crab Team volunteers

- Any person who is involved in sampling *must* have completed the official Crab Team training workshops.
- To be “approved,” to sample, all Crab Team volunteers must have received a letter of critical designation from WSG Director, Russell Callender.



Image- <https://www.icpsr.umich.edu/web/NACDA/cms/1589>

Responsibility #6:

Limit participation to approved Crab Team volunteers



- Teams should reduce the number of volunteers participating in each monitoring session to the minimum number required to work effectively.
- Please avoid inviting non-participants, such as friends and family, to observe sampling.

Responsibility #7: Complete steps:

1. Watch this entire video
2. Submit daily attestations (before conducting field work)

1

2

3

4

5

6

7

Responsibility #7: Complete steps:

1. Watch this entire video

Your completion of this video allows us to be sure that we've given you all the information you need to protect yourself and your community.




Responsibility #7: Complete steps:

2. Submit daily attestations (before conducting field work)

Before leaving your home to conduct field work, each Crab Team member is required to complete the brief online attestation using the link below. This attestation is also listed in the “COVID-19 Safety Guidelines” document in the Volunteer Toolbox on the Crab Team website (<https://wsg.washington.edu/crabteam/getinvolved/toolbox/>)

<https://forms.gle/AwrW5TjWbubZyBm16>



The University of Washington requires that these guidelines are followed in their entirety by all Crab Team volunteers until further notice, regardless of site location (county).



Additional resources

You can review a variety of additional resources that the UW has shared with us linked below. The links are clickable in the PDF of this training and in the “COVID-19 Safety Guidelines” document in the Volunteer Toolbox on the Crab Team website.

- [General Coronavirus Prevention Under Stay Home - Stay Healthy Order](#)
- [Safer Cleaning, Sanitizing and Disinfecting Strategies to Reduce and Prevent COVID-19 Transmission](#)
- [UW Stay Healthy, Huskies Toolkit](#)
- [Working during COVID-19](#)
- [University of Washington Guidance for Symptom monitoring for COVID-19](#)
- [COVID-19 Health and Safety Resources](#)
- [COVID-19 Chemical Disinfectant Safety Info](#)
- [COVID-19 Prevention: Enhanced Cleaning and Disinfection Protocols](#)
- [Novel Coronavirus and COVID-19: Facts and Resources](#)
- [FAQs about Novel Coronavirus](#)
- [University of Washington COVID-19 Prevention Plan for the Workplace](#)
- [Face coverings, masks and respirators](#)

Thank you!



Have comments or questions?
Feel free to reach out to us directly.

Crab Team email- crabteam@uw.edu

Amy Linhart- alinhart@uw.edu

Emily Grason- egrason@uw.edu

For more information, visit
<https://wsg.washington.edu/crabteam/>



